


LEDWIDE  
CURVED LED  
PROFILE

2025





The BEST Performance  
of  
“Light and Space”






















We are China manufacturer, designer & exporter of both straight and curved aluminium made lighting products. In LEDWide, we believe that high-quality lighting provides a better experience of a place whether you are at home, at work, in a restaurant or a gym.

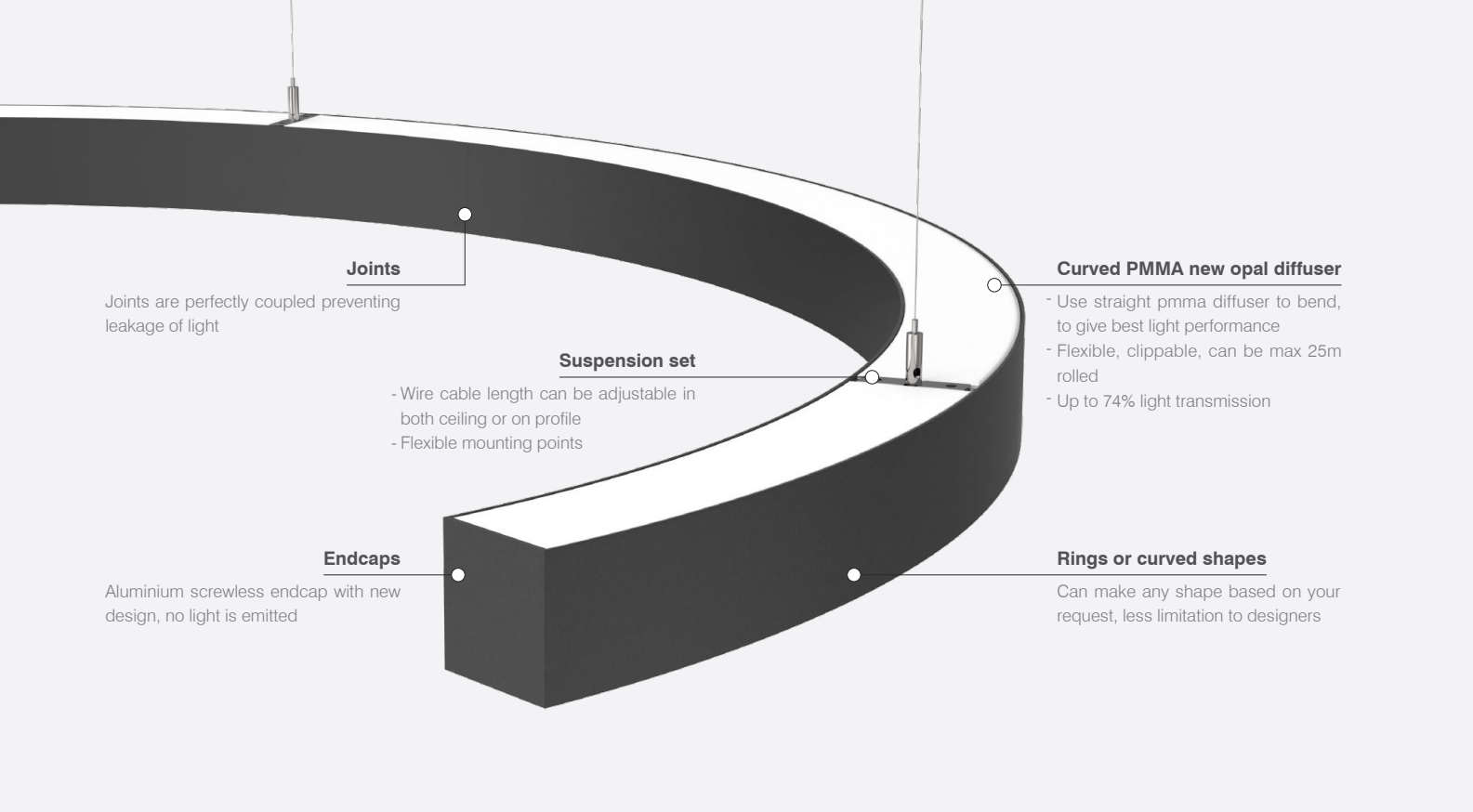
# QUALITY & DETAIL

The characteristics of a product are significantly influenced by the materials utilized. Therefore, we have selected high-quality 6063 raw aluminum and a high-density PMMA flexible opal diffuser, which offers light transmission of up to 74%. Additionally, we place a strong emphasis on finishing processes, ensuring thorough quality checks before shipment.



Name	Profile	Size (W × H)	Min.Radii	Max. led power	MOUNTING OPTIONS								Page
					Surface	Suspended down	Suspended up/down	Recessed with Trim	Suspended inward/outward	Suspended double side	Recessed without Trim		
C25		25mm × 25mm	R300mm	28.8W									08
C25H		25mm × 37.5mm	R300mm	28.8W									10
C35N		35mm × 37.5mm	R300mm	28.8W									12
C50S		50.5mm × 50mm	R300mm	43.2W									14
C50N		51.6mm × 75mm	R300mm	43.2W									16
CX80		80mm × 40mm	R300mm	57.6W									18
CX100		100mm × 40mm	R300mm	57.6W									20
CR35		35mm × 37.5mm ( frame 49mm )	R300mm	28.8W									22
CR50N		50mm × 45mm ( frame 64mm )	R300mm	43.2W									24
CRX80		80mm × 40mm ( frame 98mm )	R300mm	57.6W									26

Name	Profile	Size (W × H)	Min.Radii	Max. led power	MOUNTING OPTIONS							Page	
					Surface	Suspended down	Suspended up/down	Recessed with Trim	Suspended inward/outward	Suspended double side	Recessed without Trim		
CRX100		100mm × 40mm ( frame 118mm )	R300mm	57.6W									28
CS35		24.6mm × 35mm	R300mm	28.8W									30
CS50		30mm × 50mm	R350mm	28.8W									32
CS35D		38.8mm × 40.6mm	R350mm	28.8W									34
CT27		30mm × 14.6mm	R350mm	14.4W									36
CT35N		35mm × 37.5mm	R300mm	28.8W									38
CT50S		50.5mm × 50mm	R300mm	43.2W									40
CXT80		80mm × 40mm	R300mm	57.6W									42
CXT100		100mm × 40mm	R300mm	57.6W									44



### Joints

Joints are perfectly coupled preventing leakage of light

### Suspension set

- Wire cable length can be adjustable in both ceiling or on profile
- Flexible mounting points

### Endcaps

Aluminium screwless endcap with new design, no light is emitted

### Curved PMMA new opal diffuser

- Use straight pmma diffuser to bend, to give best light performance
- Flexible, clippable, can be max 25m rolled
- Up to 74% light transmission

### Rings or curved shapes

Can make any shape based on your request, less limitation to designers

### One-joint diffuser

Diffuser is entire length, rings from dia 0.6m to 6m, 1 joint only

### Longer diffuser when various angle

Different angles in one piece, no joint, max 5m



Recessed  
CRX100

Surface Mounted  
C35N


Recessed Trimless  
CT35N

Sus.- Direct  
(Driver built in)  
C50N

Sus.- Indirect/Direct  
C50S

Sus.- Inward  
CS35


Sus.- Inward/Outward  
CS35D



# C25

The Surface & Suspended collection comprises a series of aluminum rings and custom curved shapes, each showcasing varying sizes, lighting distributions, and installation methods. Whether you need custom rings or distinctive shapes, we can manufacture them without a minimum order quantity.

The C25 model, which includes a sleek SLIM version, exudes elegance and offers direct light emission in both suspension and wall/ceiling configurations. This design results from a meticulous study of weight distribution and is complemented by an installation accessory that simplifies the setup process.



## Type of Installation



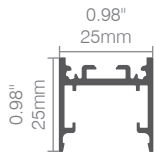
## Type of Light Distribution



## Color



## Dimension



## Material

- Curved extruded aluminium

## OPTIC

- NEW OPAL PMMA (light trans.: 65%)

## LED


- Efficacy: up to 82lm/W (after cover)
- Color:  
2700K / 3000K / 4000K / 6000K  
RGB / RGBW
- CRI > 90
- Lifetime: 50 000H

## Electrical Connection

- on/off
- DALI

## Circular Rings

- Min. Diameter:  $\varnothing 600\text{mm}$
- Max: No limitation




## Curved Shapes

- Min. Radius: 300mm
- Base on your project design,  
Made to order



**Diffuser**  
Curved pmma  
diffuser



**Wire Suspension**  
Stainless steel  
cable



**Join Section**  
Customized  
joiner



**End Cap**  
Durable screwless  
aluminum endcap

# C25H

The Surface & Suspended collection features a diverse range of aluminum rings and custom curved shapes, each with varying sizes, lighting distributions, and installation methods. Whether you require custom rings or unique shapes, we can manufacture them without a minimum order quantity.

The C25H model is constructed from extruded curved aluminum featuring a simple "H" design, available in upward, downward, or mixed configurations. This model provides versatility in ring creation, allowing for the incorporation of lines, curves, and mixed compositions with varying lengths and angles.



### Type of Installation



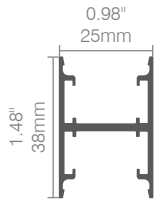
### Type of Light Distribution



### Color



### Dimension



### Material

- Curved extruded aluminium

### OPTIC

- NEW OPAL PMMA (light trans.: 65%)

### LED

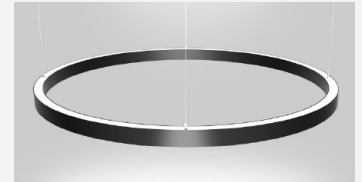
- Efficacy: up to 82lm/W (after cover)
- Color: 2700K / 3000K / 4000K / 6000K RGB / RGBW
- CRI > 90
- Lifetime: 50 000H

### Electrical Connection

- on/off
- DALI

### Circular Rings

- Min. Diameter:  $\varnothing$ 600mm
- Max: No limitation



### Curved Shapes

- Min. Radius: 300mm
- Base on your project design, Made to order



**Diffuser**  
Curved pmma  
diffuse



**Wire Suspension**  
Stainless steel  
cable



**Join Section**  
Customized  
joiner



**End Cap**  
Durable screwless  
aluminum endcap

# C35N

The Surface & Suspended collection comprises a series of aluminum rings and custom curved shapes, each showcasing varying sizes, lighting distributions, and installation methods. This diverse range of options makes it suitable for a wide array of environments, from residential settings to expansive public spaces. Whether you need custom rings or unique shapes, we can manufacture them without a minimum order quantity.

The C35N is the most versatile lighting fixture, designed for high performance. It delivers exceptional light quality and adaptability for various compositions, providing numerous possibilities for a wide range of applications.



## Type of Installation



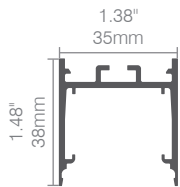
## Type of Light Distribution



## Color



## Dimension



## Material

- Curved extruded aluminium

## OPTIC

- NEW OPAL PMMA (light trans.: 74%)

## LED


- Efficacy: up to 90lm/W (after cover)
- Color: 2700K / 3000K / 4000K / 6000K RGB / RGBW
- CRI > 90
- Lifetime: 50 000H

## Electrical Connection

- on/off
- DALI

## Circular Rings

- Min. Diameter:  $\varnothing 600\text{mm}$
- Max: No limitation




## Curved Shapes

- Min. Radius: 300mm
- Base on your project design, Made to order



**Diffuser**  
Curved pmma diffuser



**Wire Suspension**  
Stainless steel cable



**Join Section**  
Customized joiner



**End Cap**  
Durable screwless aluminum endcap

# C50S

The Surface & Suspended collection consists of a series of aluminum rings and custom curved shapes, each featuring varying sizes, lighting distributions, and installation methods. This diverse range of options makes it suitable for a wide array of environments, from residential settings to expansive public spaces. Whether you require custom rings or unique shapes, we can manufacture them without a minimum order quantity.

The C50S features an elegant design that combines both direct and indirect lighting sources. Its flexible PMMA diffusers ensure high light transmittance, resulting in a uniform illumination surface. With a variety of diameters and shapes, as well as an array of light colors, the C50S offers extensive customization options for our clients.





## Type of Installation




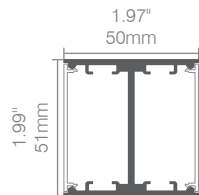
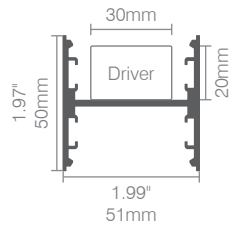
## Type of Light Distribution



## Color



## Dimension



## Material

- Curved extruded aluminium

## OPTIC

- NEW OPAL PMMA (light trans.: 75%)

## LED

- Efficacy: up to 90lm/W (after cover)
- Color:  
2700K / 3000K / 4000K / 6000K  
RGB / RGBW
- CRI > 90
- Lifetime: 50 000H

## Electrical Connection

- on/off
- DALI


## Circular Rings

- Min. Diameter:  $\varnothing$ 600mm
- Max: No limitation




## Curved Shapes

- Min. Radius: 300mm
- Base on your project design,  
Made to order



**Diffuser**  
Curved pmma  
diffuser



**Wire Suspension**  
Stainless steel  
cable



**Join Section**  
Customized  
joiner



**End Cap**  
Durable screwless  
aluminum endcap

# C50N

The Surface & Suspended collection consists of a series of aluminum rings and custom curved shapes with features that differ both in the size and in the type of lighting distribution, and way of installation. The variety of combinations enables application in all kinds of environments, from residential to expansive public spaces. Whether you require custom rings or unique shapes, we can produce them without MOQ.

C50N is a device that effectively addresses the needs of diffused lighting and high lumen output. It is also available with DALI / PUSH DIM dimmer or emergency light. The design is conceived to facilitate access to easier install LED FLEX or LED boards, thanks to gear tray. This device is well-suited for offices, halls, living areas, and larger spaces.



### Type of Installation




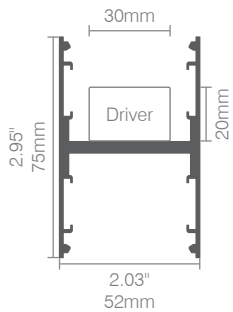
### Type of Light Distribution



### Color



### Dimension



### Material

- Curved extruded aluminium

### OPTIC

- NEW OPAL PMMA (light trans.: 75%)

### LED


- Efficacy: up to 90lm/W (after cover)
- Color:  
2700K / 3000K / 4000K / 6000K  
RGB / RGBW
- CRI > 90
- Lifetime: 50 000H

### Electrical Connection

- on/off
- DALI

### Circular Rings

- Min. Diameter:  $\varnothing$ 600mm
- Max: No limitation



### Curved Shapes

- Min. Radius: 300mm
- Base on your project design,  
Made to order



**Diffuser**  
Curved pmma  
diffuser



**Wire Suspension**  
Stainless steel  
cable



**Join Section**  
Customized  
joiner



**End Cap**  
Durable screwless  
aluminum endcap

# CX80

The Surface & Suspended collection consists of a series of aluminum rings and custom curved shapes with features that vary in size and lighting distribution, as well as different installation methods. This diverse range of options allows for application in all kinds of environments, from residential to large public spaces. Regardless of whether it is custom rings or unique shapes, we can manufacture them without a minimum order quantity.

The dynamic flow of light created by these products is unparalleled. The CX80 surface/suspended profile system features elegant, curved lines on ceilings and walls, providing powerful and uniform lighting. The flexibility of the system, with its various curved elements and lengths available in customized sizes, allows for a wide array of creative options.



### Type of Installation




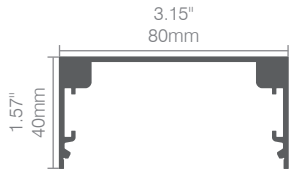
### Type of Light Distribution



### Color



### Dimension



### Material

- Curved extruded aluminium

### OPTIC

- NEW OPAL PMMA (light trans.: 80%)

### LED


- Efficacy: up to 90lm/W (after cover)
- Color:  
2700K / 3000K / 4000K / 6000K  
RGB / RGBW
- CRI > 90
- Lifetime: 50 000H

### Electrical Connection

- on/off
- DALI

### Circular Rings

- Min. Diameter:  $\varnothing$ 600mm
- Max: No limitation




### Curved Shapes

- Min. Radius: 300mm
- Base on your project design,  
Made to order



**Diffuser**  
Curved pmma  
diffuser



**Wire Suspension**  
Stainless steel  
cable



**Join Section**  
Customized  
joiner



**End Cap**  
Durable screwless  
aluminum endcap

# CX100

The Surface & Suspended collection consists of a series of aluminum rings and custom curved shapes, each featuring varying sizes, lighting distributions, and installation methods. This diverse range of options makes it suitable for a wide array of environments, from residential settings to expansive public spaces. Whether you require custom rings or unique shapes, we can manufacture them without a minimum order quantity.

The Surface/Suspended LED profile system, measuring 100 mm in width, provides both curved and straight elements that connect seamlessly. It incorporates advanced LED technology and diffusers, making it ideal for a variety of lighting applications. Please note that end caps are sold separately.



### Type of Installation




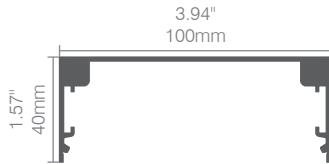
### Type of Light Distribution



### Color



### Dimension



### Material

- Curved extruded aluminium

### OPTIC

- NEW OPAL PMMA (light trans.: 80%)

### LED


- Efficacy: up to 90lm/W (after cover)
- Color: 2700K / 3000K / 4000K / 6000K RGB / RGBW
- CRI > 90
- Lifetime: 50 000H

### Electrical Connection

- on/off
- DALI

### Circular Rings

- Min. Diameter:  $\varnothing$ 600mm
- Max: No limitation



### Curved Shapes


- Min. Radius: 300mm
- Base on your project design, Made to order



**Diffuser**  
Curved pmma diffuser



**Wire Suspension**  
Stainless steel cable



**Join Section**  
Customized joiner



**End Cap**  
Durable screwless aluminum endcap

# CR35

Recessed Lighting Solutions for the adventurous. The recessed lighting collections offer a creative approach to illumination, geometry, and color. Available in various widths, ranging from 35mm to 100mm, these luminaires are designed to capture attention in retail spaces, public buildings, and offices that emphasize their corporate identity.

The product is available in custom sizes and lengths, offering a variety of customization options, including curves, corners, finishes, and integrated accessories.





## Type of Installation




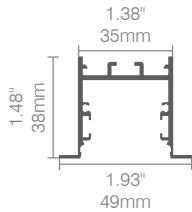
## Type of Light Distribution



## Color



## Dimension



## Material

- Curved extruded aluminium

## OPTIC

- NEW OPAL PMMA (light trans.: 74%)

## LED

- Efficacy: up to 90lm/W (after cover)
- Color: 2700K / 3000K / 4000K / 6000K RGB / RGBW
- CRI > 90
- Lifetime: 50 000H

## Electrical Connection

- on/off
- DALI

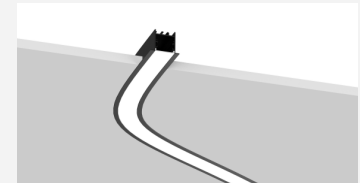
## Circular Rings

- Min. Diameter:  $\varnothing 600\text{mm}$
- Max: No limitation



## Curved Shapes

- Min. Radius: 300mm
- Base on your project design, Made to order



**Diffuser**  
Curved pmma diffuser



**Recessed Bracket**  
U type metal clip



**Join Section**  
Customized joiner



**End Cap**  
Durable screwless aluminum endcap

# CR50N

Recessed Lighting Solutions for the adventurous. The recessed lighting collections offer a creative approach to illumination, geometry, and color. Available in various widths, ranging from 35mm to 100mm, these luminaires are designed to capture attention in retail spaces, public buildings, and offices that emphasize their corporate identity.

The product is available in custom sizes and lengths, offering a variety of customization options, including curves, corners, finishes, and integrated accessories.



### Type of Installation




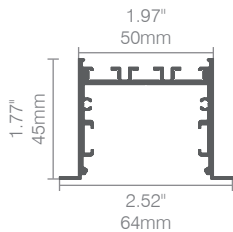
### Type of Light Distribution



### Color



### Dimension



### Material

- Curved extruded aluminium

### OPTIC

- NEW OPAL PMMA (light trans.: 75%)

### LED

- Efficacy: up to 90lm/W (after cover)
- Color:  
2700K / 3000K / 4000K / 6000K  
RGB / RGBW
- CRI > 90
- Lifetime: 50 000H

### Electrical Connection

- on/off
- DALI

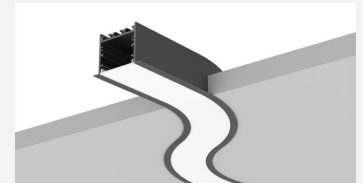
### Circular Rings

- Min. Diameter:  $\varnothing 600\text{mm}$
- Max: No limitation



### Curved Shapes

- Min. Radius: 300mm
- Base on your project design,  
Made to order



**Diffuser**  
Curved pmma  
diffuser



**Recessed Bracket**  
U type metal clip



**Join Section**  
Customized  
joiner



**End Cap**  
Durable screwless  
aluminum endcap

# CRX80

Recessed Lighting Solutions for the adventurous. The recessed lighting collections offer a creative approach to illumination, geometry, and color. Available in various widths, ranging from 35mm to 100mm, these luminaires are designed to capture attention in retail spaces, public buildings, and offices that emphasize their corporate identity.

The product is available in custom sizes and lengths, offering a variety of customization options, including curves, corners, finishes, and integrated accessories.



## Type of Installation




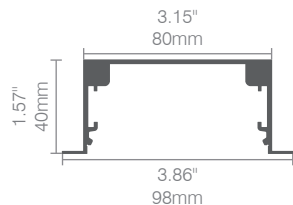
## Type of Light Distribution



## Color



## Dimension



## Material

- Curved extruded aluminium

## OPTIC

- NEW OPAL PMMA (light trans.: 80%)

## LED

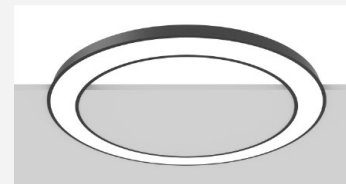
- Efficacy: up to 90lm/W (after cover)
- Color:  
2700K / 3000K / 4000K / 6000K  
RGB / RGBW
- CRI > 90
- Lifetime: 50 000H

## Electrical Connection

- on/off
- DALI

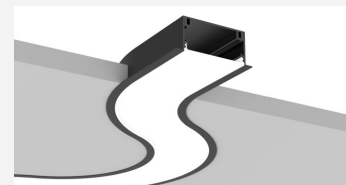
## Circular Rings

- Min. Diameter:  $\varnothing$ 600mm
- Max: No limitation



## Curved Shapes

- Min. Radius: 300mm
- Base on your project design,  
Made to order



**Diffuser**  
Curved pmma  
diffuser



**Recessed Bracket**  
U type metal clip



**Join Section**  
Customized  
joiner



**End Cap**  
Durable screwless  
aluminum endcap

# CRX100

Recessed Lighting Solutions for the adventurous. The recessed lighting collections offer a creative approach to illumination, geometry, and color. Available in various widths, ranging from 35mm to 100mm, these luminaires are designed to capture attention in retail spaces, public buildings, and offices that emphasize their corporate identity.

The product is available in custom sizes and lengths, offering a variety of customization options, including curves, corners, finishes, and integrated accessories.



## Type of Installation




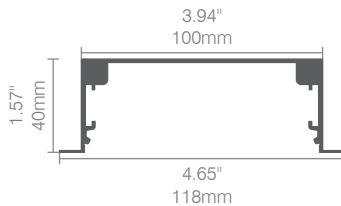
## Type of Light Distribution



## Color



## Dimension



## Material

- Curved extruded aluminium

## OPTIC

- NEW OPAL PMMA (light trans.: 80%)

## LED

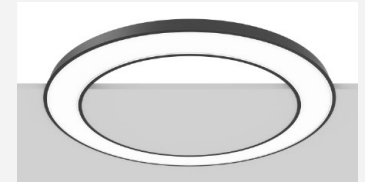
- Efficacy: up to 90lm/W (after cover)
- Color:  
2700K / 3000K / 4000K / 6000K  
RGB / RGBW
- CRI > 90
- Lifetime: 50 000H

## Electrical Connection

- on/off
- DALI


## Circular Rings

- Min. Diameter:  $\varnothing$ 600mm
- Max: No limitation



## Curved Shapes

- Min. Radius: 300mm
- Base on your project design,  
Made to order



**Diffuser**  
Curved pmma  
diffuser



**Recessed Bracket**  
U type metal clip



**Join Section**  
Customized  
joiner



**End Cap**  
Durable screwless  
aluminum endcap

# CS35

The ideal design, featuring side emission, is available in widths of 35 mm and 50 mm. This collection is compatible with a full range of LED Flex products, providing the flexibility to meet diverse power and output requirements, including but not limited to snake strips. Whether you need circular rings or custom project solutions, our products will illuminate your hallways, reception areas, and meeting spaces.

Standard finishes include white and black sandblasted options, as well as raw material choices, with many additional options available upon request. Custom-made radii can also be provided upon request.





### Type of Installation



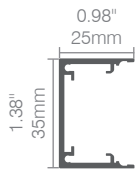
### Type of Light Distribution



### Color



### Dimension



### Material

- Curved extruded aluminium

### OPTIC

- NEW OPAL PMMA (light trans.: 74%)

### LED


- Efficacy: up to 100lm/W (after cover)
- Color: 2700K / 3000K / 4000K / 6000K RGB / RGBW
- CRI > 90
- Lifetime: 50 000H

### Electrical Connection

- on/off
- DALI

### Circular Rings

- Min. Diameter:  $\varnothing$ 600mm
- Max: No limitation



### Curved Shapes


- Min. Radius: 300mm
- Base on your project design, Made to order



**Diffuser**  
Curved pmma diffuser



**Wire Suspension**  
Stainless steel cable



**Join Section**  
Customized joiner



**End Cap**  
Durable screwless aluminum endcap

# CS50

The ideal design, featuring side emission, is available in widths of 35 mm and 50 mm. This collection is compatible with a full range of LED Flex products, providing the flexibility to meet diverse power and output requirements, including but not limited to snake strips. Whether you need circular rings or custom project solutions, our products will illuminate your hallways, reception areas, and meeting spaces.

Standard finishes include white and black sandblasted options, as well as raw material choices, with many additional options available upon request. Custom-made radii can also be provided upon request.



### Type of Installation



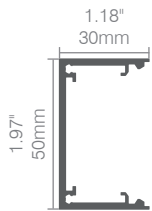
### Type of Light Distribution



### Color



### Dimension



### Material

- Curved extruded aluminium

### OPTIC

- NEW OPAL PMMA (light trans.: 75%)

### LED


- Efficacy: up to 100lm/W (after cover)
- Color: 2700K / 3000K / 4000K / 6000K RGB / RGBW
- CRI > 90
- Lifetime: 50 000H

### Electrical Connection

- on/off
- DALI

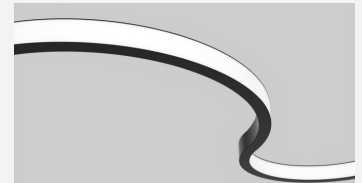
### Circular Rings

- Min. Diameter:  $\varnothing$ 700mm
- Max: No limitation



### Curved Shapes


- Min. Radius: 350mm
- Base on your project design, Made to order



**Diffuser**  
Curved pmma diffuser



**Wire Suspension**  
Stainless steel cable



**Join Section**  
Customized joiner



**End Cap**  
Durable screwless aluminum endcap

# CS35D

The newly developed double light collection is an appealing and eye-catching product. It boasts double-sided lighting with a range of color options for the housing, as well as an extensive selection of LED SMD options suitable for various lighting applications.

The pendant luminaire, measuring 35 mm in width, is available in various custom diameters and offers a wide range of customization options, including different diffuser colors, indirect lighting, and color combinations.



### Type of Installation



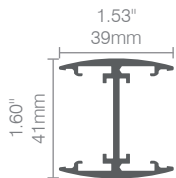
### Type of Light Distribution



### Color



### Dimension



### Material

- Curved extruded aluminium

### OPTIC

- NEW OPAL PMMA (light trans.: 76%)

### LED

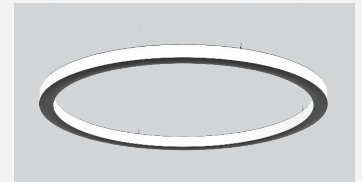
- Efficacy: up to 100lm/W (after cover)
- Color: 2700K / 3000K / 4000K / 6000K RGB / RGBW
- CRI > 90
- Lifetime: 50 000H

### Electrical Connection

- on/off
- DALI

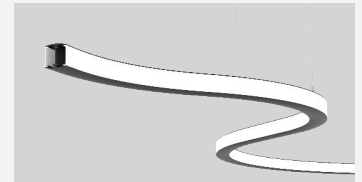
### Circular Rings

- Min. Diameter:  $\varnothing$ 700mm
- Max: No limitation




### Curved Shapes


- Min. Radius: 350mm
- Base on your project design, Made to order



**Diffuser**  
Curved pmma diffuser



**Wire Suspension**  
Stainless steel cable



**Join Section**  
Customized joiner




**End Cap**  
Durable screwless aluminum endcap

# CT27

The elegant, narrow lines of light in the room create a modern and sophisticated ambiance. This innovative lighting solution, with a width of just 30 mm, offers a trimless installation and provides a wide range of curves and straight elements that can be connected seamlessly. Its height of 15 mm and opal PMMA diffuser, with a light transmittance of up to 74%, ensure glare-free and uniform illumination.

Its innovative design enables limitless configurations, removing the limitations of traditional 45°, 90°, or 120° angles and empowering users to customize their lighting experience.





### Type of Installation



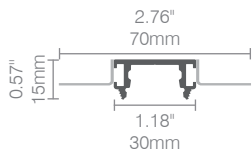
### Type of Light Distribution



### Color



### Dimension



### Material

- Curved extruded aluminium

### OPTIC

- NEW OPAL PMMA (light trans.: 74%)

### LED

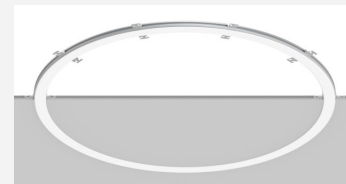
- Efficacy: up to 90lm/W (after cover)
- Color: 2700K / 3000K / 4000K / 6000K RGB / RGBW
- CRI > 90
- Lifetime: 50 000H

### Electrical Connection

- on/off
- DALI

### Circular Rings

- Min. Diameter:  $\varnothing$ 700mm
- Max: No limitation



### Curved Shapes

- Min. Radius: 350mm
- Base on your project design, Made to order



**Diffuser**  
Curved pmma diffuser



**Trimless Bracket**  
L type stainless steel bracket



**Join Section**  
Customized joiner



**End Cap**  
Durable screwless aluminum endcap

# CT35N

The CT family of luminaires is available in four different widths: 35, 50, 80, and 100 millimeters. They utilize the same product for both surface-mounted and suspended installations, with the addition of an "L" bracket for trimless recessed mounting. These luminaires offer direct lighting options, including high-efficiency LED boards and 24V SMD LED edge-lit solutions. They are designed to deliver fully customized solutions for projects, with a strong emphasis on meeting client needs from conceptualization to completion.





## Type of Installation




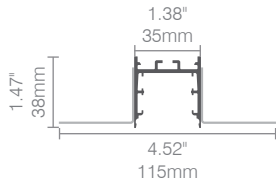
## Type of Light Distribution



## Color



## Dimension



## Material

- Curved extruded aluminium

## OPTIC

- NEW OPAL PMMA (light trans.: 74%)

## LED


- Efficacy: up to 90lm/W (after cover)
- Color:  
2700K / 3000K / 4000K / 6000K  
RGB / RGBW
- CRI > 90
- Lifetime: 50 000H

## Electrical Connection

- on/off
- DALI


## Circular Rings

- Min. Diameter:  $\varnothing 600\text{mm}$
- Max: No limitation



## Curved Shapes

- Min. Radius: 300mm
- Base on your project design,  
Made to order



**Diffuser**  
Curved pmma  
diffuser



**Trimless Bracket**  
L type stainless  
steel bracket



**Join Section**  
Customized  
joiner



**End Cap**  
Durable screwless  
aluminum endap

# CT50S

The CT family of luminaires is available in four different widths: 35, 50, 80, and 100 millimeters. They utilize the same product for both surface-mounted and suspended installations, with the addition of an "L" bracket for trimless recessed mounting. These luminaires offer direct lighting options, including high-efficiency LED boards and 24V SMD LED edge-lit solutions. They are designed to deliver fully customized solutions for projects, with a strong emphasis on meeting client needs from conceptualization to completion.



## Type of Installation




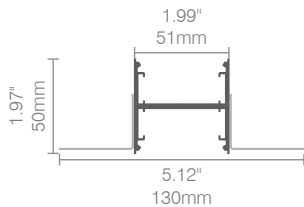
## Type of Light Distribution



## Color



## Dimension



## Material

- Curved extruded aluminium

## OPTIC

- NEW OPAL PMMA (light trans.: 75%)

## LED


- Efficacy: up to 90lm/W (after cover)
- Color: 2700K / 3000K / 4000K / 6000K RGB / RGBW
- CRI > 90
- Lifetime: 50 000H

## Electrical Connection

- on/off
- DALI

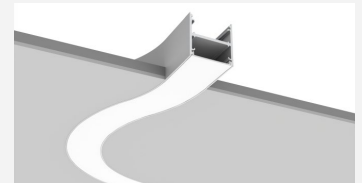
## Circular Rings

- Min. Diameter:  $\varnothing 600\text{mm}$
- Max: No limitation



## Curved Shapes

- Min. Radius: 300mm
- Base on your project design, Made to order



**Diffuser**  
Curved pmma diffuser



**Trimless Bracket**  
L type stainless steel bracket



**Join Section**  
Customized joiner



**End Cap**  
Durable screwless aluminum endcap

# CXT80

The CT family of luminaires is available in four different widths: 35, 50, 80, and 100 millimeters. They utilize the same product for both surface-mounted and suspended installations, with the addition of an "L" bracket for trimless recessed mounting. These luminaires offer direct lighting options, including high-efficiency LED boards and 24V SMD LED edge-lit solutions. They are designed to deliver fully customized solutions for projects, with a strong emphasis on meeting client needs from conceptualization to completion.



## Type of Installation




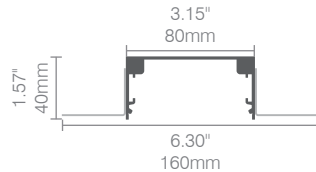
## Type of Light Distribution



## Color



## Dimension



## Material

- Curved extruded aluminium

## OPTIC

- NEW OPAL PMMA (light trans.: 80%)

## LED


- Efficacy: up to 90lm/W (after cover)
- Color:  
2700K / 3000K / 4000K / 6000K  
RGB / RGBW
- CRI > 90
- Lifetime: 50 000H

## Electrical Connection

- on/off
- DALI


## Circular Rings

- Min. Diameter:  $\varnothing 600\text{mm}$
- Max: No limitation



## Curved Shapes


- Min. Radius: 300mm
- Base on your project design,  
Made to order



**Diffuser**  
Curved pmma  
diffuser



**Trimless Bracket**  
L type stainless  
steel bracket



**Join Section**  
Customized  
joiner



**End Cap**  
Durable screwless  
aluminum endcap

# CXT100

The CT family of luminaires is available in four different widths: 35, 50, 80, and 100 millimeters. They utilize the same product for both surface-mounted and suspended installations, with the addition of an "L" bracket for trimless recessed mounting. These luminaires offer direct lighting options, including high-efficiency LED boards and 24V SMD LED edge-lit solutions. They are designed to deliver fully customized solutions for projects, with a strong emphasis on meeting client needs from conceptualization to completion.



## Type of Installation




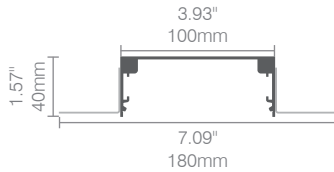
## Type of Light Distribution



## Color



## Dimension



## Material

- Curved extruded aluminium

## OPTIC

- NEW OPAL PMMA (light trans.: 80%)

## LED

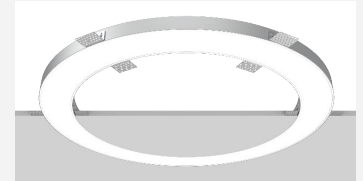
- Efficacy: up to 90lm/W (after cover)
- Color:  
2700K / 3000K / 4000K / 6000K  
RGB / RGBW
- CRI > 90
- Lifetime: 50 000H

## Electrical Connection

- on/off
- DALI


## Circular Rings

- Min. Diameter:  $\varnothing$ 600mm
- Max: No limitation



## Curved Shapes


- Min. Radius: 300mm
- Base on your project design,  
Made to order



**Diffuser**  
Curved pmma  
diffuser



**Trimless Bracket**  
L type stainless  
steel bracket



**Join Section**  
Customized  
joiner



**End Cap**  
Durable screwless  
aluminum endcap

## LW-C50S

**Measurement** 5277 × 3130 mm

**Location** The United Arab Emirates



## LW-CR35

**Diameter** 3500 mm

**Location** Israel





## LW-C50S

Measurement 2600 x 600 mm

Location Spain



## LW-C35N

Measurement 3088 x 1840 mm

Location Ecuadora



## LW-C50N

**Measurement** 7094 x 3985 mm


**Location** Spain



## LW-CR35

**Measurement** 4210 x 2100 mm

**Location** The United Kingdom



## LW-C35N

**Measurement** 675 x 4140 mm  
1500 x 4500 mm  
675 x 4140 mm

**Location** Vietnam



## LW-CS35

**Diameter** 1500 / 1700 / 2000 mm

**Location** The United Kingdom



## LW-C50S

Diameter 800 / 1200 / 1600 / 2000 mm

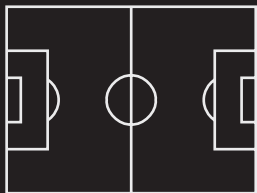
Location Australia



## LW-C35N

Measurement 10000 x 7500 mm

Location The Netherlands



## LW-CX80

Measurement 2050 x 4100 mm

Location Singapore



## LW-C25H

Diameter 600 / 800 mm

Location Italy



## LW-C35N

**Diameter** 1200 mm

**Location** The Netherlands



## LW-C50N

**Measurement** 5565 x 1658 mm

**Location** Australia





## **LEDWIDE LIGHTING CO., LTD**

**Address:** 1-2/F, Building A2, Sinopol Ind.Park, First Industrial Zone,  
BaiHua communities, Guangming District, Shenzhen, P.R. China

**Postcode:** 518107

**Tel:** 86 755 29362351

**Mobile:** 0086-018680360436 (Wechat/Whatsapp)

**Contact:** Ms Lily Liu (sales manager)

**Email:** info@ledwide.com